



# **KS3 REVISION BOOKLET**

**Year 9**

**Maria Fidelis Catholic School FCJ**

**2016**

## **What will I find in this booklet?**

1. An introduction focusing on revision techniques
2. A revision tips mind map
3. Subject-specific revision activities with stretch and challenge activities



# Contents Page

Maria Fidelis Catholic School 2016

Page 1: Introduction to Revision

Page 6: Exam Timetable

Page 7: English

Page 8: Maths

Page 12: Science

Page 13: RE

Page 14: French

Page 15: Geography

Page 16: German

Page 18: History

Page 19: Latin

Page 20: Spanish



# An Introduction to Revision

Maria Fidelis Catholic School 2016

This booklet aims to help you prepare for your forthcoming summer exams. We have high expectations at Maria Fidelis and therefore it is important that you try your hardest to achieve the best grade possible.

We suggest that you begin by creating a revision timetable so that you do not overload, or under-load, yourself. Revision should be carried out in blocks of 45 minutes and you should factor in time for a break. A sample timetable is shown below. Make up a similar timetable according to your own school day and stick it up on your bedroom wall or in your study area to help you to keep on top of home study and revision. Good Luck!

	5 – 5:45pm		6 – 6:45pm		7:30-8:15 pm		8:30-9:15pm
Monday	English revision	15 minute break	Maths revision	Dinner time	Science revision	15 minute break	RE revision
Tuesday	MFL revision		Geography revision		History revision		English revision
Wednesday	Latin revision		Art revision		DT revision		Maths revision
Thursday	Geography revision		History revision		ICT revision		Science revision
Friday	MFL revision		Latin revision		RE revision		Time out!
	10 – 10:45 am	45 minute break	11:30 – 12:15pm	Lunch	2 – 1:45 pm	1 hour break	3:45 – 4:30 pm
Saturday	English revision		Geography revision		Maths revision		MFL revision
Sunday	Science revision		History revision		RE revision		Art revision

### **Features of a Good Revision Plan!**

No matter what the task, all good revision plans have the following 5 features:

1. List each topic in each subject.
2. Decide upon the area/s that require the most attention, e.g. the topics you find most difficult.
3. Work out how much time you have before the tests begin.
4. Match the topics to the time you have, giving more time to the topics requiring the most attention.
5. Tick off the completed work.

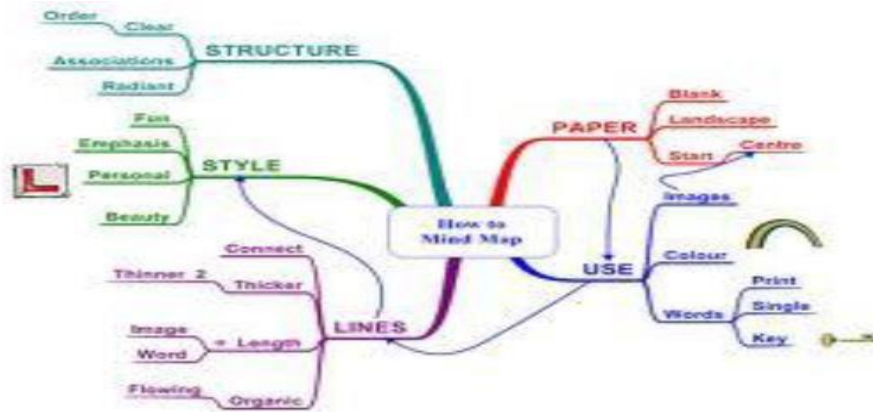
### **The morning of the test:**

- Have a good, healthy breakfast
- Check you have the equipment you will need
- Imagine positive situations
- Leave the house with plenty of time to spare
- Bring water with you.

### **Exam Technique:**

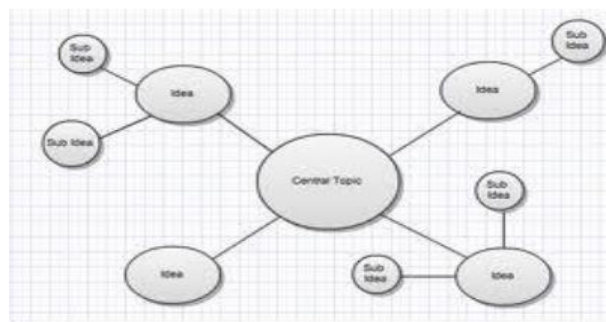
- Read questions carefully
- Have spare pens, pencils and rulers at the ready.
- Give yourself time checkpoints
- Underline key words in questions
- In Maths, don't miss out any steps in your workings out
- Move on if you are unsure of a question. You can return to this later
- Distribute time on a question in relation to the number of marks that are available
- Go back over your answers and double check them
- Do not leave questions unanswered.

**Mind Maps:** Mind Maps are excellent memory techniques because, by using a mixture of colour, pictures and imaginations with logical and sequential information, they use both sides of your brain. Condense your notes and organise them by theme, main ideas and details. An example is shown below:



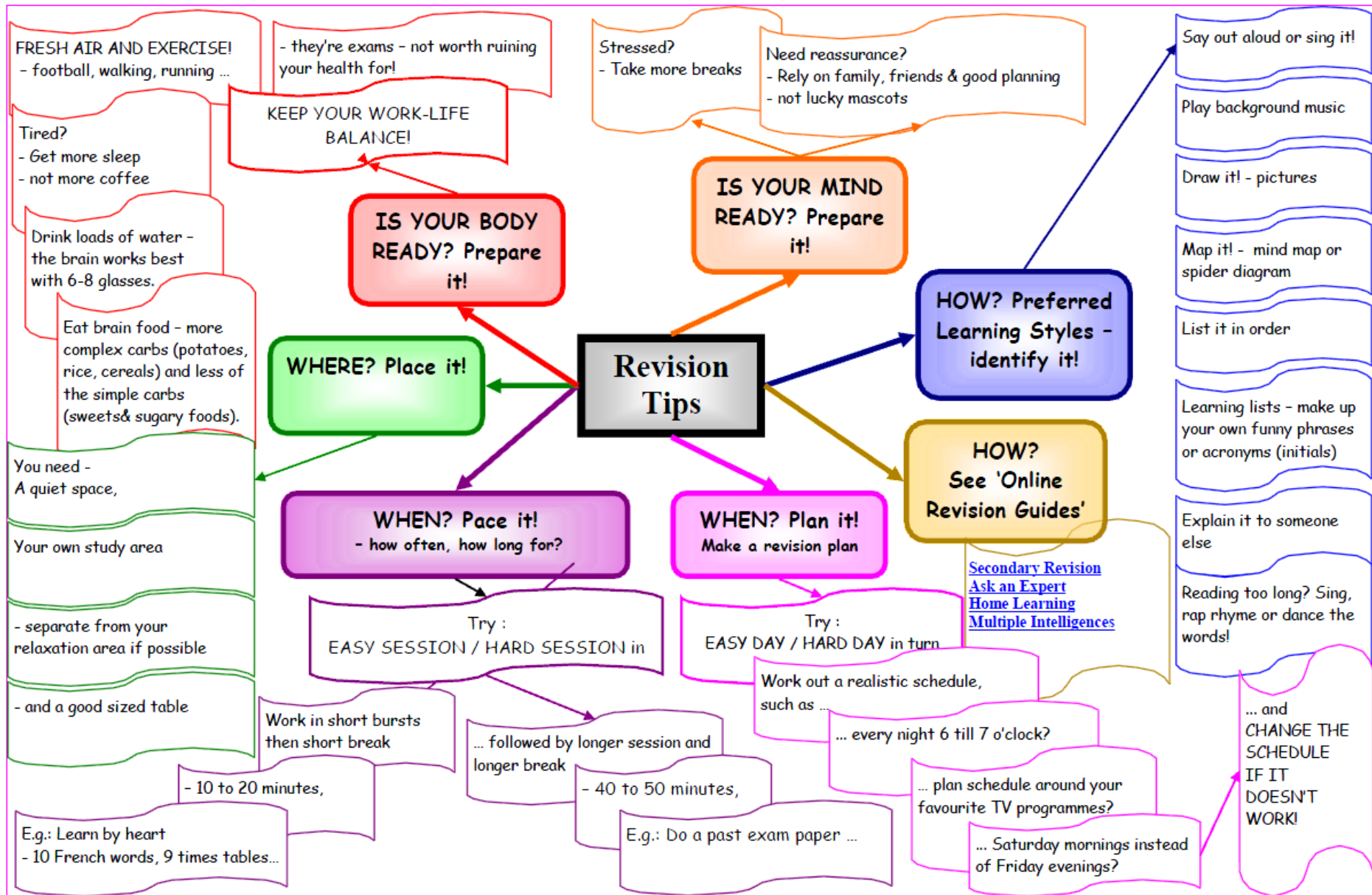
**Spider Diagrams:** Before you begin revising a topic, you might like to test yourself and see what you know first. This will help to show you how competent you are in a particular area; to see exactly what you need to revise and how much time you should be spending on it. Once you have divided your revision up into manageable sections and allocated time to each part, devote five minutes at the start of each study session to creating a spider diagram detailing all that you can recall about that area of knowledge.

Write the title of the section in the middle of your paper and draw a ring around it. Divide the large section into smaller sub-sections by writing sub-headings around the main word. Use these words as the foundations from which to build your own thoughts around. Recalling certain facts and arguments will lead you to other connected information and ideas. Once you have written all that you can, take a look at your revision guide, class notes or textbook and try to establish what has been left out. After refreshing your mind on the information you were already familiar with, your revision session should be centred on filling gaps in your knowledge.



**Cue Cards:** Note/cue cards are always really handy for when you're out and about. List definitions and rules you need to know or write key words from which you can fill in the gaps to tell the whole story. These are also (very!) handy for learning language vocabulary. You do not have to buy them as you can make them yourself by cutting up paper or card. Once filled in, these cards will allow you to reclaim time that would have been wasted – on the bus/train. Don't forget to place key words on one side of the cue card and the definition of the word on the other side of the card. You can then get friends or family to test you on the definition.





## Exam Timetable

23<sup>rd</sup> June – 1<sup>st</sup> July 2016

	P1 08.30-09.30	P2 09.30-10.30		P3 11.00-12.00	P4 12.00-13.00		P5 14.00-15.00
Thurs 23/06/16	Art Hall	Normal Lessons P2		Science Hall	Normal Lessons P5		Maths 1 Hall
Fri 24/06/16	Normal lessons all day						
Mon 27/06/16	Normal Lessons P1	Normal Lessons P2		History Hall	Normal Lessons P5		MFL Hall
Tues 28/06/16	DT/ICT			Normal Lessons P4	RE Hall		Normal Lessons P6
Wed 29/06/16	English Hall			7, 8 & 9 Latin Hall	Normal Lessons P5		Mass
Thurs 30/06/16	Maths 2 Hall			Normal Lessons P4	Normal Lessons P5		Geography Hall



# Subject: English



## **Topics to be revised:**

- Section A: comparing two non-fiction texts
- Section B: writing non-fiction

## **Subject Specific Strategies for Revising:**

- You will be given two texts to read in section A. You can prepare for this by reading as much non-fiction as you can, e.g. newspaper articles from *The Guardian* or *The Times*.
- Use the articles you read to practise the 4 questions you have looked at in class, e.g. practising by finding the language techniques in the articles.
- In section B, you will have to write your own article/letter/speech. You can prepare for this by working on your punctuation; writing different sentence types; learning the techniques to use and writing practice questions.
- One of the biggest problems pupils face in English exams is running out of time, so it is important that you practise writing under timed conditions.

## **Stretch and Challenge – Home Study Activities:**

- Read non-fiction articles from the nineteenth century. You can find these on the following link: <http://www.britishnewspaperarchive.co.uk/>
- <http://www.englishbiz.co.uk/>
- <http://www.teenreads.com/>
- <http://www.epicreads.com/>
- <http://www.booktrust.org.uk/books/teenagers/>

## **Wider reading:**

- Broaden your understanding of historical texts by increasing your knowledge of the Victorians: <http://www.bl.uk/victorian-britain>
- <http://www.victorianweb.org/>
- <http://www.bl.uk/learning/online-resources>

## **Useful Websites:**

- <http://www.theguardian.com/uk>
- <http://www.bbc.co.uk/bitesize/ks3/english/reading/>
- <http://schoolreadinglist.co.uk/>
- <http://www.channel4learning.com/support/websites/english.html>
- <http://www.funenglishgames.com/grammargames.html>
- <https://howtospell.co.uk/spellingquiz.php>

# Subject: Mathematics

## Higher



### **Topics to be revised:**

- Calculations, checking and rounding
- Indices, roots, reciprocals and hierarchy of operations
- Factors, multiples and primes
- Standard form and surds
- Algebra: the basics
- Setting up, rearranging and solving equations
- Sequences
- Averages and range
- Representing and interpreting data
- Scatter graphs
- Fractions
- Percentages
- Ratio and proportion
- Polygons, angles and parallel lines
- Pythagoras' Theorem and trigonometry

### **Subject Specific Strategies for Revising:**

- Write revision cards
- Peer tutoring – work together
- Answer questions – the best way to revise Maths is through doing questions, use the revision pack or the links below
- Use revision guides and workbooks – available for purchase

### **Stretch and Challenge – Home Study Activities:**

- Kangaroo Maths - stage 6/7/8  
(<http://www.kangaroomaths.com/kenny3.php?page=KassessKS3>)
- Nrich investigations <http://nrich.maths.org/secondary-lower>
- Maths Watch CD – available for purchase
- 

### **Wider reading:**

- 

### **Useful Websites:**

- <https://www.mymaths.co.uk/> Make sure that you have your log-in and password as well as the following: login: maria, password: volume
- [www.bbc.co.uk/education](http://www.bbc.co.uk/education) (KS4 Maths)
- <https://corbettmaths.com/>
- <https://www.mathsisfun.com/>
- [www.math-drills.com](http://www.math-drills.com)

- <http://www.mrbartonmaths.com/>
- <https://hegartymaths.com/>
- [www.mathsmadeeasy.co.uk](http://www.mathsmadeeasy.co.uk)

# Subject: Mathematics

## Foundation



### **Topics to be revised:**

- Integers and place value
- Decimals
- Indices, powers and roots
- Factors, multiples and primes
- Algebra: the basics
- Expanding and factorising single brackets
- Expressions and substitution into formulae
- Tables, charts and graphs
- Fractions, decimals and percentages
- Statistics and questionnaires
- The averages
- Angles, lines and symmetry
- Polygons and parallel lines
- Interior and exterior angles of polygons

### **Subject Specific Strategies for Revising:**

- Write revision cards
- Peer tutoring – work together
- Answer questions – the best way to revise Maths is through doing questions, use the revision pack or the links below
- Use revision guides and workbooks – available for purchase

### **Stretch and Challenge – Home Study Activities:**

- Kangaroo Maths - stage 5/6  
(<http://www.kangaroomaths.com/kenny3.php?page=KassessKS3>)
- Nrich investigations <http://nrich.maths.org/secondary-lower>
- Maths Watch CD – available for purchase
- 

### **Wider reading:**

- 

### **Useful Websites:**

- <https://www.mymaths.co.uk/> Make sure that you have your log-in and password as well as the following: login: maria, password: volume
- [www.bbc.co.uk/education](http://www.bbc.co.uk/education) (KS4 Maths)
- <https://corbettmaths.com/>
- <https://www.mathsisfun.com/>
- [www.math-drills.com](http://www.math-drills.com)
- <http://www.mrbartonmaths.com/>

- <https://hegartymaths.com/>
- [www.mathsmadeeasy.co.uk](http://www.mathsmadeeasy.co.uk)

## Subject: Science



### **Topics to be revised:**

- Pupils have already sat their end of year content exam. This assessment will instead focus on their 'How Science Works' skills. This will include plotting a graph from a set of results and evaluating the effectiveness of a method.

### **Subject Specific Strategies for Revising:**

- Flash cards to learn the key investigation words
- Peer assessment – you and a friend could write a short method for any experiment you have done this year, swap and come up with at least 5 ways to improve their method.
- Alternatively, read the selection of methods for the same experiment on *GCSE Science Methods* and evaluate which is most suitable
- Review the AQA sample questions and then try answering them in your own words
- Read through the resources in the 'Skills revision' assignment on Doodle and then try the quizzes

### **Stretch and Challenge – Home Study Activities:**

- Read Science sections in newspapers or news websites such as the BBC
- Visit free museums such as the Science museum
- Watch documentaries by David Attenborough, Dara O Brian or Brian Cox

### **Wider reading:**

Develop your understanding of how to write critically about investigations by reading articles from Badscience or similar sources as below.

- <http://www.badscience.net/>
- <https://www.theguardian.com/science/series/badscience>
- Scientific journals such as National Geographic or New Scientist
- KS3 Revision Guide

### **Useful Websites:**

- [http://www.gcse.com/science/AQA\\_glossary.htm](http://www.gcse.com/science/AQA_glossary.htm)
- <http://www.gcsesciencemethods.co.uk/>
- <https://www.doddlelearn.co.uk/>
- [http://www.bbc.co.uk/schools/gcsebitsize/science/21c\\_pre\\_2011/materials/measuringpropertiesrev1.shtml](http://www.bbc.co.uk/schools/gcsebitsize/science/21c_pre_2011/materials/measuringpropertiesrev1.shtml)

## Subject: RE



### **Topics to be revised:**

- Judaism GCSE

### **Subject Specific Strategies for Revising:**

- Learn keywords and meanings
- Learn the knowledge and understanding
- Support all points made with a clear explanation and examples
- Practise writing under timed conditions.

### **Stretch and Challenge – Home Study Activities:**

- Think about the Bat Mitzvah: why is it so important for the Jewish community?
- Discuss this with your parents.

### **Wider reading:**

- Broaden your understanding of Judaism by increasing your knowledge of the faith:  
<http://www.bbc.co.uk/religion/religions/judaism/>

### **Useful Websites:**

- <http://www.bbc.co.uk/schools/religion/judaism/>
- <http://www.religionfacts.com/judaism>
- <http://www.jewfaq.org/judaism.htm>

## Subject: French



### **Topics to be revised:**

- Life as a Teenager (Facebook, Social Networking)
- Healthy Living (Sport, Exercise, Healthy Eating)
- Free-time interests - Music etc.
- School Life

### **Subject Specific Strategies for Revising:**

- Cue cards arranged per topics and the associated vocabulary. Ask someone to test you
- Write vocabulary out and make your own tests
- Use the folded paper technique to help you learn vocabulary

### **Stretch and Challenge – Home Study Activities:**

- Watch your favourite films and TV programmes in French
- Read familiar tales in French
- Download and listen to some French podcasts

### **Wider reading:**

- Ask the librarian if there are any French Reading books, in the library
- Use online resources to find age appropriate reading material

### **Useful Websites:**

- <http://www.languagesonline.org.uk/Hotpotatoes/Index.htm>
- [www.bbc.co.uk/languages/french](http://www.bbc.co.uk/languages/french)
- <https://quizlet.com/>
- [www.memrise.com/](http://www.memrise.com/)



# Subject: Geography



## **Topics to be revised:**

- Weather and Climate Change
- Superpower Geographies

## **Subject Specific Strategies for Revising:**

- Create a glossary of all the key words that have been using. You must have the definitions.
- There are many keywords and definitions to learn. You could do this using cue cards (keyword on the front, definition on the back), posters or a list.
- Including pictures to describe and explain each would be useful.
- Making a keyword crossword with clues created from the definitions are good to swap between friends!

## **Stretch and Challenge – Home Study Activities:**

- Practise drawing geographical diagrams- especially for physical geography (weather and climate e.g. different types of rainfall). The diagrams must be annotated.
- Make a list of the Social, Economic and Environmental impacts of the geographical issues that have been studied and consider ways to solve the problem.

## **Wider reading:**

Geography in the news:

- <http://www.geographyinthenews.rgs.org/>
- <http://www.theguardian.com/uk/environment>
- [http://www.bbc.co.uk/news/science\\_and\\_environment](http://www.bbc.co.uk/news/science_and_environment)
- <http://www.bbc.co.uk/news/politics>

## **Useful Websites:**

- <http://www.metoffice.gov.uk/learning>
- <http://www.bbc.co.uk/education/subjects/zrw76sg>
- [www.geobytes.org.uk](http://www.geobytes.org.uk) (includes downloadable revision flash cards and podcasts)
- [www.georesources.co.uk](http://www.georesources.co.uk)
- For case studies news websites such as [www.bbc.co.uk](http://www.bbc.co.uk) or newspaper such as [www.guardian.co.uk](http://www.guardian.co.uk)
- <http://www.geobytesgcse.blogspot.com/> (good for case studies)

# Subject: German

## 9X



### **Topics to be revised:**

- Holidays
- Media (mobile phones/computers/music)
- School
- Grammar: present/past/future/conditional tenses, subordinate clauses, um...zu, comparatives/superlatives
- The more additional vocabulary the better!

### **Subject Specific Strategies for Revising:**

- Cue cards arranged per topics and the associated vocabulary. Ask someone to test you. You have vocab books and the vocabulary lists at the end of each chapter, which you should revise as often as possible
- Write vocabulary out and make your own tests
- Practise writing as many pieces in German as possible, using a combination of tenses, vocabulary and as much complexity as possible, to help you prepare for the exam
- Listen to and read as much German as possible, using your revision guides

### **Stretch and Challenge – Home Study Activities:**

- Watch your favourite films and TV programmes in German
- Read familiar stories in German
- Download and listen to German podcasts

### **Wider reading:**

- Look out for age appropriate reading material, online

### **Useful Websites:**

- <http://www.bbc.co.uk/education/subjects/zrw76sg>
- [www.bbc.co.uk/languages/german](http://www.bbc.co.uk/languages/german)
- <https://quizlet.com/>
- [www.memrise.com/](http://www.memrise.com/)

# Subject: German

## 9Z



### **Topics to be revised:**

- Daily routine
- Clothing
- What you do in the holidays (past and present tense)
- Media (music, TV, cinema)
- School (description of school, favourite subjects, comparisons, school rules, what you did at school yesterday)

### **Subject Specific Strategies for Revising:**

- Cue cards arranged per topics and the associated vocabulary. Ask someone to test you. You have received a vocabulary list of all the words you should know
- Write vocabulary out and make your own tests
- Listen to and read as much German as possible
- Practise writing as many pieces in German as possible, using a combination of tenses and vocabulary, to help you prepare for the exam

### **Stretch and Challenge – Home Study Activities:**

- Watch your favourite films and TV programmes in German
- Read familiar stories in German
- Download and listen to German podcasts

### **Wider reading:**

- Look out for age appropriate reading material, online

### **Useful Websites:**

- <http://www.bbc.co.uk/education/subjects/zrw76sg>
- [www.bbc.co.uk/languages/german](http://www.bbc.co.uk/languages/german)
- <https://quizlet.com/>
- [www.memrise.com/](http://www.memrise.com/)

## Subject: History



### **Topics to be revised:**

- Jack the Ripper
- Britain
- South Africa

### **Subject Specific Strategies for Revising:**

- Make sure your exercise book is complete with all your lessons on the topics above
- If you feel you have not completed notes on all the above topics use websites such as BBC bitesize to help you
- Read through your notes and highlight important facts or things you have forgotten
- Create a mindmap/index card/acrostic of all the things you have highlighted  
Get someone to test you on your mindmap/index card/acrostic.

### **Stretch and Challenge – Home Study Activities:**

Try watching some additional documentaries on these topics, these can be found at:

- <http://timelines.tv/>
- <http://www.history.com/>

### **Wider reading:**

- <http://www.historylearningsite.co.uk/>
- <http://spartacus-educational.com/>

### **Useful Websites:**

- <http://www.bbc.co.uk/education/subjects/zk26n39>
- <http://www.johndclare.net/>
- <https://schoolhistory.co.uk>

## Subject: Latin



### Topics to be revised:

- Nominative, accusative and dative, singular and plural nouns
- Present tense, perfect tense and imperfect tense verbs
- Verbs which take the dative case
- Infinitives
- Irregular verbs (possum, nolo, volo)
- Adjectives (and how they agree)
- Vocabulary – see the lists distributed in class

### Subject Specific Strategies for Revising:

- Make vocabulary flash cards
- Use the CLC Online 'Online Activities' to test your understanding of Book 1 Grammar and to practise translation
- Learn vocab on Memrise

### Stretch and Challenge – Home Study Activities:

- Practise translating English into Latin using the notes from class.

### Wider reading:

- CLC Online

### Useful Websites:

- Memrise: <https://www.memrise.com/>
- CLC Online: [http://www.cambridgescp.com/Upage.php?p=clc%5Eoa\\_intro%5Eintro](http://www.cambridgescp.com/Upage.php?p=clc%5Eoa_intro%5Eintro)

# Subject: Music



## Topics to be revised:

- Ground Bass
- Twelve Bar Blues
- Reading notes from Music Notation
- Reading rhythms from music notation
- Using Logic Pro
- How a Pop Song is composed

## Subject Specific Strategies for Revising:

- Listening exercises to determine the structure of a pop song
- Playing a tune on the keyboard from notation (can use a paper keyboard for this)
- Clapping rhythms from notation

## Stretch and Challenge – Home Study Activities:

- Learning to play from bass clef music notation
- Playing the keyboard with two hands
- Improvising in a Blues style
- Editing music in Logic Pro

## Wider reading:

- ABRSM Music Theory Grades 1-3

## Useful Websites:

- Note values: <https://www.youtube.com/watch?v=168Y5HiYeFw>
- General theory practice:  
[http://www.musictechteacher.com/music\\_learning\\_theory/music\\_learning\\_theory.htm](http://www.musictechteacher.com/music_learning_theory/music_learning_theory.htm)
- Pitch notation:  
[http://www.bbc.co.uk/schools/gcsebitesize/music/elements\\_of\\_music/notationrev1.shtml](http://www.bbc.co.uk/schools/gcsebitesize/music/elements_of_music/notationrev1.shtml)
- Sharps and flats:  
[http://www.bbc.co.uk/schools/gcsebitesize/music/elements\\_of\\_music/notationrev2.shtml](http://www.bbc.co.uk/schools/gcsebitesize/music/elements_of_music/notationrev2.shtml)
- Blues: <http://www.bbc.co.uk/education/guides/ztx3b9q/revision/1>

# Subject: Spanish



## Topics to be revised:

- Holiday destinations/ means of transport/ opinions
- Activities you did on your holidays
- Revise formation of present/ immediate future/past
- Use of comparatives and superlatives
- Revise irregular verbs present: **ir** (to go)/ **hacer** (to do/ make)/ **ser** (to be)**tener** (to have)/ **querer** (to want)/ **poder** (to be able/can)
- Revise verb go/to be in the past tense: **Fui, fuiste, fue, fuimos, fuisteis, fueron.**
- Revise food/ opinions/ meals (verbs)/ how to order food
- Describe what you eat/ ate/ are going to eat and why
- Describe clothes/ opinions/
- What you wear and why
- Uniform/ opinion
- Parts of the body
- **Me duele/ me duelen/** remedies
- Healthy diet

## Subject Specific Strategies for Revising:

- Cue cards arranged per topics and the associated vocabulary. Ask someone to test you
- Cue cards about grammar points
- Revise from vocabulary booklets
- Write vocabulary out and make your own tests
- Practise writing from the given headlines

## Stretch and Challenge – Home Study Activities:

- Watch your favourite films and TV programmes in Spanish
- Read familiar stories in Spanish
- Label things around the house that you know in Spanish

## Wider reading:

- Read some of the Spanish language books in the school library
- Look out for age appropriate reading material

## Useful Websites:

- <http://www.bbc.co.uk/education/subjects/zrw76sg>
- [www.bbc.co.uk/languages/spanish](http://www.bbc.co.uk/languages/spanish)
- <https://quizlet.com/>
- [www.memrise.com/](http://www.memrise.com/)





