



KS3 REVISION BOOKLET

Year 8

Maria Fidelis Catholic School FCJ

2016

What will I find in this booklet?

1. An introduction focusing on revision techniques
2. A revision tips mind map
3. Subject-specific revision activities with stretch and challenge activities



Contents Page

Maria Fidelis Catholic School 2016

Page 1: Introduction to Revision

Page 6: Exam Timetable

Page 7: English

Page 8: Maths

Page 10: Science

Page 11: RE

Page 12: French

Page 13: Geography

Page 14: History

Page 15: Latin

Page 16: Music

Page 17: Spanish



An Introduction to Revision

Maria Fidelis Catholic School 2016

This booklet aims to help you prepare for your forthcoming summer exams. We have high expectations at Maria Fidelis and therefore it is important that you try your hardest to achieve the best grade possible.

We suggest that you begin by creating a revision timetable so that you do not overload, or under-load, yourself. Revision should be carried out in blocks of 45 minutes and you should factor in time for a break. A sample timetable is shown below. Make up a similar timetable according to your own school day and stick it up on your bedroom wall or in your study area to help you to keep on top of home study and revision. Good Luck!

	5 – 5:45pm		6 – 6:45pm		7:30-8:15 pm		8:30-9:15pm
Monday	English revision	15 minute break	Maths revision	Dinner time	Science revision	15 minute break	RE revision
Tuesday	MFL revision		Geography revision		History revision		English revision
Wednesday	Latin revision		Art revision		DT revision		Maths revision
Thursday	Geography revision		History revision		ICT revision		Science revision
Friday	MFL revision		Latin revision		RE revision		Time out!
	10 – 10:45 am	45 minute break	11:30 – 12:15pm	Lunch	2 – 1:45 pm	1 hour break	3:45 – 4:30 pm
Saturday	English revision		Geography revision		Maths revision		MFL revision
Sunday	Science revision		History revision		RE revision		Art revision

Features of a Good Revision Plan!

No matter what the task, all good revision plans have the following 5 features:

1. List each topic in each subject.
2. Decide upon the area/s that require the most attention, e.g. the topics you find most difficult.
3. Work out how much time you have before the tests begin.
4. Match the topics to the time you have, giving more time to the topics requiring the most attention.
5. Tick off the completed work.

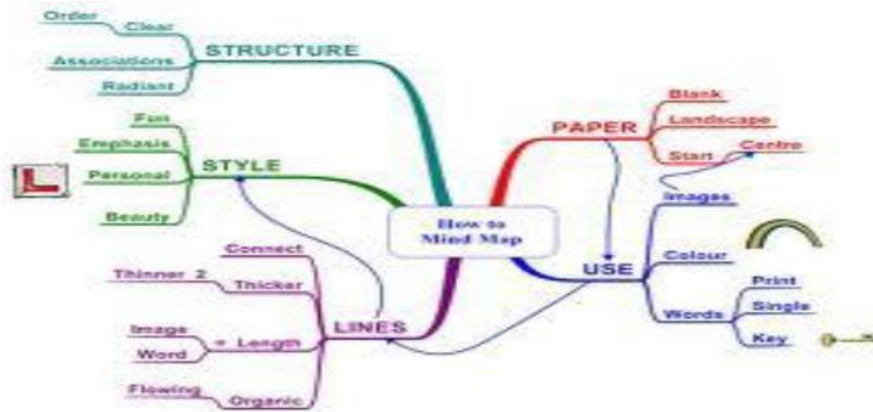
The morning of the test:

- Have a good, healthy breakfast
- Check you have the equipment you will need
- Imagine positive situations
- Leave the house with plenty of time to spare
- Bring water with you.

Exam Technique:

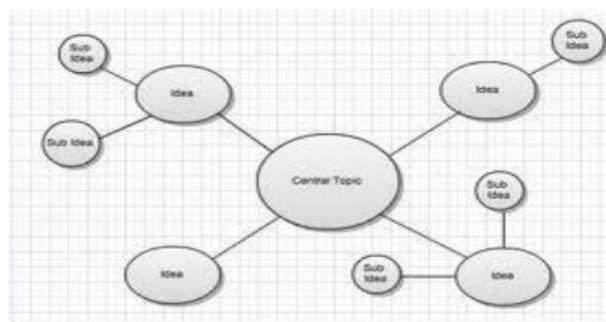
- Read questions carefully
- Have spare pens, pencils and rulers at the ready.
- Give yourself time checkpoints
- Underline key words in questions
- In Maths, don't miss out any steps in your workings out
- Move on if you are unsure of a question. You can return to this later
- Distribute time on a question in relation to the number of marks that are available
- Go back over your answers and double check them
- Do not leave questions unanswered.

Mind Maps: Mind Maps are excellent memory techniques because, by using a mixture of colour, pictures and imaginations with logical and sequential information, they use both sides of your brain. Condense your notes and organise them by theme, main ideas and details. An example is shown below:



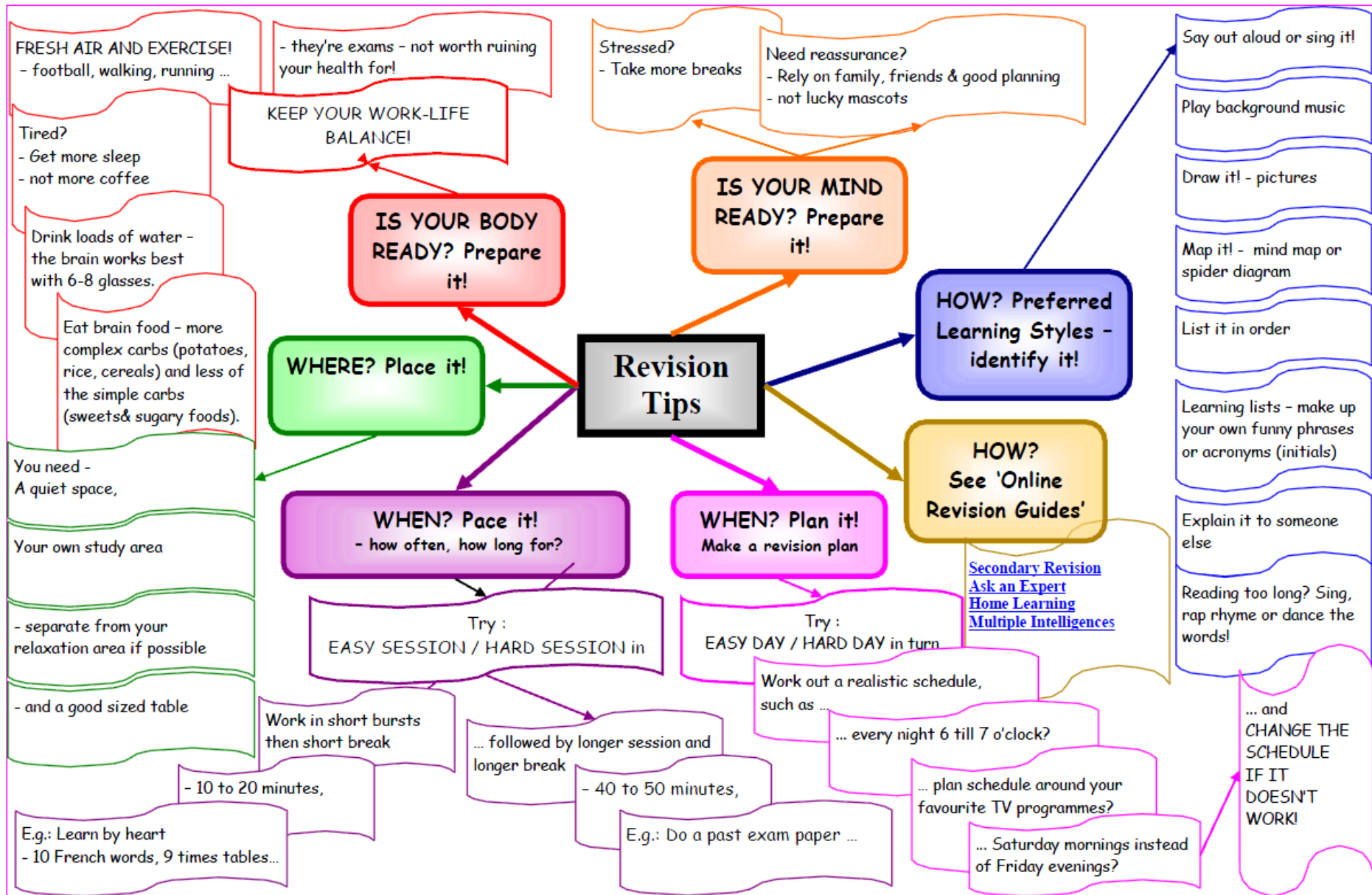
Spider Diagrams: Before you begin revising a topic, you might like to test yourself and see what you know first. This will help to show you how competent you are in a particular area; to see exactly what you need to revise and how much time you should be spending on it. Once you have divided your revision up into manageable sections and allocated time to each part, devote five minutes at the start of each study session to creating a spider diagram detailing all that you can recall about that area of knowledge.

Write the title of the section in the middle of your paper and draw a ring around it. Divide the large section into smaller sub-sections by writing sub-headings around the main word. Use these words as the foundations from which to build your own thoughts around. Recalling certain facts and arguments will lead you to other connected information and ideas. Once you have written all that you can, take a look at your revision guide, class notes or textbook and try to establish what has been left out. After refreshing your mind on the information you were already familiar with, your revision session should be centred on filling gaps in your knowledge.



Cue Cards: Note/cue cards are always really handy for when you're out and about. List definitions and rules you need to know or write key words from which you can fill in the gaps to tell the whole story. These are also (very!) handy for learning language vocabulary. You do not have to buy them as you can make them yourself by cutting up paper or card. Once filled in, these cards will allow you to reclaim time that would have been wasted – on the bus/train. Don't forget to place key words on one side of the cue card and the definition of the word on the other side of the card. You can then get friends or family to test you on the definition.





Exam Timetable

23rd June – 1st July 2016

	P1 08.30-09.30	P2 09.30-10.30		P3 11.00-12.00	P4 12.00-13.00		P5 14.00-15.00
Thurs 23/06/16	Normal Lessons P1	Geography Gym		DT/ICT			Normal Lessons P5
Fri 24/06/16	English Gym			Normal Lessons P4	Art Gym		Science Gym
Mon 27/06/16	Maths 1 Gym	Normal Lessons P2		Normal Lessons P4	History Gym		Normal Lessons P6
Tues 28/06/16	Normal Lessons P1	MFL Gym		Normal Lessons P4	Normal Lessons P5		Maths 2 Gym
Wed 29/06/16	Normal Lessons P1	RE Gym		7, 8 & 9 Latin Hall	Normal Lessons P5		Mass

Subject: English



Topics to be revised:

- Section A: comparing two non-fiction texts
- Section B: writing non-fiction

Subject Specific Strategies for Revising:

- You will be given two texts to read in section A. You can prepare for this by reading as much non-fiction as you can, e.g. newspaper articles from *The Guardian* or *The Times*.
- Use the articles you read to practise the 4 questions you have looked at in class, e.g. practising by finding the language techniques in the articles.
- In section B, you will have to write your own article/letter/speech. You can prepare for this by working on your punctuation; writing different sentence types; learning the techniques to use and writing practice questions.
- One of the biggest problems pupils face in English exams is running out of time, so it is important that you practise writing under timed conditions.

Stretch and Challenge – Home Study Activities:

- Read non-fiction articles from the nineteenth century. You can find these on the following link: <http://www.britishnewspaperarchive.co.uk/>
- <http://www.englishbiz.co.uk/>
- <http://www.teenreads.com/>
- <http://www.epicreads.com/>
- <http://www.booktrust.org.uk/books/teenagers/>

Wider reading:


- Broaden your understanding of historical texts by increasing your knowledge of the Victorians: <http://www.bl.uk/victorian-britain>
- <http://www.victorianweb.org/>
- <http://www.bl.uk/learning/online-resources>

Useful Websites:

- <http://www.theguardian.com/uk>
- <http://www.bbc.co.uk/bitesize/ks3/english/reading/>
- <http://schoolreadinglist.co.uk/>
- <http://www.channel4learning.com/support/websites/english.html>
- <http://www.funenglishgames.com/grammargames.html>
- <https://howtospell.co.uk/spellingquiz.php>

Subject: Mathematics

8A



Topics to be revised:

- Factors and powers
- Working with powers
- 2D shapes and 3D solids
- Real-life graphs
- Transformations
- Fractions, decimals and percentages
- Constructions and loci
- Probability
- Scale drawings and measures
- Graphs

Subject Specific Strategies for Revising:

- Write revision cards
- Peer tutoring – work together
- Answer questions – the best way to revise Maths is through doing questions, use the revision pack or the links below
- Use revision guides and workbooks – available for purchase

Stretch and Challenge – Home Study Activities:

- Kangaroo Maths – stage 7
(<http://www.kangaroomaths.com/kenny3.php?page=KassessKS3>)
- Nrich investigations <http://nrich.maths.org/secondary-lower>
- Maths Watch CD – available for purchase

Wider reading:


- n/a

Useful Websites:

- <https://www.mymaths.co.uk/> Make sure that you have your log-in and password as well as the following: login: maria, password: volume
- <https://corbettmaths.com/>
- <https://www.mathsisfun.com/>
- www.math-drills.com
- <http://www.mrbartonmaths.com/>
- <https://hegartymaths.com/>
- www.bbc.co.uk/education

Subject: Mathematics

8C, 8F, 8L, 8W



Topics to be revised:

- Number
- Area and volume
- Statistics, graphs and charts
- Expressions and equations
- Real-life graphs
- Decimals and ratio
- Lines and angles
- Calculating with fractions
- Straight-line graphs
- Percentages, decimals and fractions

Subject Specific Strategies for Revising:

- Write revision cards
- Peer tutoring – work together
- Answer questions – the best way to revise Maths is through doing questions, use the revision pack or the links below
- Use revision guides and workbooks – available for purchase

Stretch and Challenge – Home Study Activities:

- Kangaroo Maths – stage 5 and 6
(<http://www.kangaroomaths.com/kenny3.php?page=KassessKS3>)
- Nrich investigations <http://nrich.maths.org/secondary-lower>
- Maths Watch CD – available for purchase

Wider reading:

- n/a

Useful Websites:

- <https://www.mymaths.co.uk/> Make sure that you have your log-in and password as well as the following: login: maria, password: volume
- <https://corbettmaths.com/>
- <https://www.mathsisfun.com/>
- www.math-drills.com
- <http://www.mrbartonmaths.com/>
- <https://hegartymaths.com/>
- www.bbc.co.uk/education

Subject: Science



Topics to be revised:

- Biology: photosynthesis, respiration, adaptation and variation, organ systems in humans (circulatory, respiratory and digestive system)
- Chemistry: representing chemical changes (word equations, symbol equations and mass conservation), separation of compounds and mixtures, factors affecting climate change, neutralization of acids
- Physics: forces and Energy, Electricity and resistance, waves (light and sound)
- How science works skills (planning, analysis and evaluating practicals)

Subject Specific Strategies for Revising:

- Learn facts in Science by reading books, using websites and using flash cards for recall
- Apply these facts to novel situations by using quizzes on Doodle and tests from websites below

Stretch and Challenge – Home Study Activities:

- Read Science sections in newspapers or news websites such as BBC
- Visit free museums such as the Science museum
- Watch documentaries with David Attenborough, Dara O Brian or Brian Cox
-

Wider reading:

- KS3 revision guides
- Scientific journals such as National Geographic or New Scientist
- Catalyst and Biological Science Review: targeted to higher level (beyond KS3)

Useful Websites:

- <http://www.bbc.co.uk/education/subjects/zng4d2p>
- <http://www.s-cool.co.uk>
- <http://inteleducationresources.intel.co.uk/keystage3.aspx?id=80>
- Doodle learn (need username and password recorded in school journal):
<https://www.doodlelearn.co.uk>

Subject: RE



Topics to be revised:

- 8.1 Creation
- 8.2 The Covenant
- 8.3 Mystery of the Eucharist
- 8.4 The Paschal Mystery
- 8.5 Mission of the Church
- 8.6 The Church in Britain

Subject Specific Strategies for Revising:

- Learn keywords for each module
- Make sure you have read the following stories
 - Holy Week Gospel of Mark 11
- Make sure you read the question twice and underline the command words.
- Support all points made with a clear explanation and examples
- Practise writing under timed conditions.

Stretch and Challenge – Home Study Activities:

- Think about the early Christians – is it easier to be a Christian today?
- Discuss this with your parents.

Wider reading:

- Broaden your understanding of Catholic Christianity by increasing your knowledge of the faith: <http://www.reonline.org.uk/>

Useful Websites:

- <http://www.tere.org/>
- [http://www.vatican.va/archive/ENG0015/ INDEX.HTM](http://www.vatican.va/archive/ENG0015/INDEX.HTM)
- <http://www.bbc.co.uk/religion/religions/christianity/>
- <http://svp.org.uk/>
- <http://jean-vanier.org/en/home>
- http://www.vatican.va/news_services/liturgy/saints/ns_lit_doc_20051023_cruchaga_en.html

Subject: French



Topics to be revised:

- Television, films and Reading
- Describing a trip or a recent holiday (Paris)
- Describing yourself (Likes, Dislikes, Music, Hobbies)
- School

Subject Specific Strategies for Revising:

- Cue cards arranged per topics and the associated vocabulary. Ask someone to test you
- Write vocabulary out and make your own tests
- Use the folded paper technique to help you learn vocabulary

Stretch and Challenge – Home Study Activities:

- Watch your favourite films and TV programmes in French
- Read familiar fairy tales in French
- Download and listen to some French podcasts


Wider reading:

- Ask the librarian if there are any French reading books, in the library
- Use online resources for age appropriate reading material

Useful Websites:

- <http://www.languagesonline.org.uk/Hotpotatoes/Index.htm>
- www.bbc.co.uk/languages/french
- <https://quizlet.com/>
- www.memrise.com/

Subject: Geography



Topics to be revised:

- Ecosystems
- Population
- Coasts
- Glaciers
- Development and Globalisation

Subject Specific Strategies for Revising:

- Create a glossary of all the key words that have been using. You must have the definitions.
- There are many keywords and definitions to learn. You could do this using cue cards (keyword on the front, definition on the back), posters or a list.
- Including pictures to describe and explain each would be useful.
- Making a keyword crossword with clues created from the definitions are good to swap between friends!

Stretch and Challenge – Home Study Activities:

- Practise drawing geographical diagrams- especially for physical geography (coasts and glaciers). These diagrams must be annotated.
- Make a list of the Social, Economic and Environmental impacts of the geographical issues that have been studied and consider ways to solve the problem.

Wider reading:

Geography in the news:

- <http://www.geographyinthefnews.rgs.org/>
- <http://www.theguardian.com/uk/environment>
- http://www.bbc.co.uk/news/science_and_environment

Useful Websites:

- <http://www.bbc.co.uk/education/subjects/zrw76sg>
- www.geobytes.org.uk (includes downloadable revision flash cards and podcasts)
- www.georesources.co.uk
- For case studies news websites such as www.bbc.co.uk or newspaper such as www.guardian.co.uk
- <http://www.geobytesgcse.blogspot.com/> (good for case studies)

Subject: History



Topics to be revised:

- Native Americans
- Slavery
- Civil Rights Movement
- First World War
- Second World War

Subject Specific Strategies for Revising:

- Make sure your exercise book is complete with all your lessons on the topics above
- If you feel you have not completed notes on all the above topics use websites such as BBC bitesize to help you
- Read through your notes and highlight important facts or things you have forgotten
- Create a mindmap/index card/acrostic of all the things you have highlighted
Get someone to test you on your mindmap/index card/acrostic.

Stretch and Challenge – Home Study Activities:

Try watching some additional documentaries on these topics, these can be found at:

- <http://timelines.tv/>
- <http://www.history.com/>

Wider reading:

- <http://www.historylearningsite.co.uk/>
- <http://spartacus-educational.com/>

Useful Websites:

- <http://www.bbc.co.uk/education/subjects/zk26n39>
- <http://www.ijohndclare.net/>
- <https://schoolhistory.co.uk>

Subject: Latin



Topics to be revised:

- Nominative, accusative and dative, singular and plural nouns
- Present tense, perfect tense and imperfect tense verbs
- Verbs which take the dative case
- Latin word order
- Infinitives
- Vocabulary – see the lists distributed in class

Subject Specific Strategies for Revising:

- Make vocabulary flash cards
- Use the CLC Online 'Online Activities' to test your understanding of Book 1 Grammar and to practise translation
- Learn vocab on Memrise

Stretch and Challenge – Home Study Activities:

- Practise translating English into Latin using the notes from class.

Wider reading:

- CLC Online

Useful Websites:

- Memrise: <https://www.memrise.com/>
- CLC Online: http://www.cambridgescp.com/Upage.php?p=clc%5Eoa_intro%5Eintro

Subject: Music



Topics to be revised:

- Theme and Variations
- Reading music from notation
- Reading rhythms from notation
- Accidental notes (sharps/flats)
- Using Logic Pro
- Ostinato

Subject Specific Strategies for Revising:

- Playing a tune on the keyboard from notation (can use a paper keyboard for this)
- Clapping rhythms from notation

Stretch and Challenge – Home Study Activities:

- Learning to play from bass clef music notation
- Playing the keyboard with two hands
- Editing music in Logic Pro

Wider reading:

- ABRSM Music Theory Grades 1-3

Useful Websites:

- Note values: <https://www.youtube.com/watch?v=168Y5HiYeFw>
- General theory practice:
http://www.musictechteacher.com/music_learning_theory/music_learning_theory.htm
- Pitch notation:
http://www.bbc.co.uk/schools/gcsebitesize/music/elements_of_music/notationrev1.shtml
- Sharps and flats:
http://www.bbc.co.uk/schools/gcsebitesize/music/elements_of_music/notationrev2.shtml

Subject: Spanish



Topics to be revised:

- Free-time activities
- TV programmes
- Movies
- Inviting someone to do something: accepting an invitation or giving excuses
- Holiday destinations/ means of transport/ opinions /
- Activities you did on your holidays
- Revise formation of present/ immediate future/past tenses
- Use of comparatives/ superlatives
- Revise irregular verbs present: **ir** (to go)/ **hacer** (to do/ make)/ **ser** (to be)**tener** (to have)/ **querer** (to want)/ **poder** (to be able/can)
- Revise verb go/to be in the past tense: **Fui, fuiste, fue, fuimos, fuisteis, fueron**

Subject Specific Strategies for Revising:

- Cue cards arranged per topics and the associated vocabulary. Ask someone to test you
- Cue cards about grammar points
- Write vocabulary out and make your own tests
- Revise from vocabulary booklets
- Practise writing from the given information

Stretch and Challenge – Home Study Activities:

- Watch your favourite films and TV programmes in Spanish
- Read familiar tales in Spanish
- Download and listen to podcasts in Spanish

Wider reading:

- Read some of the Spanish language books in the GS Library: ask the librarian.

Useful Websites:

- <http://www.bbc.co.uk/education/subjects/zrw76sg>
- www.memrise.com/
- <https://quizlet.com/>

