

Write your name here

Candidate surname	Other names
-------------------	-------------

Pearson Edexcel Entry Level Certificate	Centre Number <input style="width: 20px; height: 20px;" type="text"/> <input style="width: 20px; height: 20px;" type="text"/> <input style="width: 20px; height: 20px;" type="text"/> <input style="width: 20px; height: 20px;" type="text"/>	Candidate Number <input style="width: 20px; height: 20px;" type="text"/> <input style="width: 20px; height: 20px;" type="text"/> <input style="width: 20px; height: 20px;" type="text"/> <input style="width: 20px; height: 20px;" type="text"/>
--	--	---

NOT TO BE USED FOR LIVE ASSESSMENT

SPECIMEN SET	Paper Reference NMA0/01
--------------	--------------------------------

Mathematics

Entry Level 1: Component 1 (Non-Calculator)

You must have: Ruler graduated in centimetres and millimetres, pen, HB pencil, eraser.	Total Marks <div style="font-size: 24pt; font-weight: bold;">/12</div>
---	---

Instructions

- Use **black** ink or ball-point pen.
- **Fill in the boxes** at the top of this page with your name, centre number and candidate number.
- Answer **all** questions.
- Answer the questions in the spaces provided – *there may be more space than you need.*
- **Calculators may not be used.**
- You will need cubes for Questions 11 and 12.



Information

- The total mark for this paper is 12
- The marks for **each** question are shown in brackets – *use this as a guide as to how much time to spend on each question.*

Advice

- Read each question carefully before you start to answer it.
- Try to answer every question.
- Check your answers if you have time at the end.

Turn over ►

S63969A

©2019 Pearson Education Ltd.

1/1/




Pearson

Answer ALL questions.


Write your answers in the spaces provided.

1 Write three as a number.

.....

(Total for Question 1 is 1 mark)


2 Tick [✓] the box that shows 7 stars.



[]



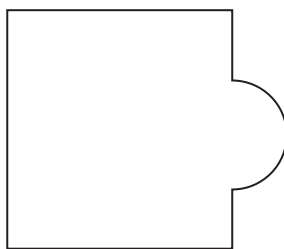
[]



[]

(Total for Question 2 is 1 mark)

3 Count the number of straight sides of this shape.



.....

(Total for Question 3 is 1 mark)

4 Tick [✓] the smallest number.

7

[]

9

[]

4

[]

2

[]

(Total for Question 4 is 1 mark)


DO NOT WRITE IN THIS AREA

DO NOT WRITE IN THIS AREA

DO NOT WRITE IN THIS AREA



5



Is the fork longer than the spoon?

Yes or no.

.....

(Total for Question 5 is 1 mark)

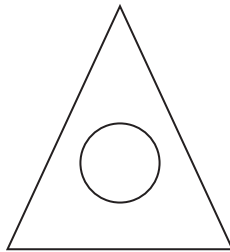
6 Use a ruler to measure the length of this line in centimetres.



..... centimetres

(Total for Question 6 is 1 mark)

7



The  is the 

Tick [✓] the missing word.

above

[]

under

[]

inside

[]

below

[]

(Total for Question 7 is 1 mark)



S 6 3 9 6 9 A 0 3 0 8

8 Shade half of the shape.



(Total for Question 8 is 1 mark)

9 Write down Jenny's age.

Name	Age
Amy	10
Andrew	14
Carl	11
Jenny	12
Thomas	15

(Total for Question 9 is 1 mark)

10 9 people are in a boat.

3 people get off the boat.

How many people are left in the boat?

(Total for Question 10 is 1 mark)

DO NOT WRITE IN THIS AREA

DO NOT WRITE IN THIS AREA

DO NOT WRITE IN THIS AREA



Ask your teacher for some cubes.

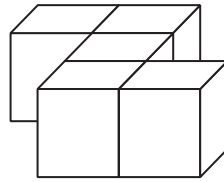
11 Use the cubes to work out

$$3 + 6$$

(Total for Question 11 is 1 mark)

12 Use the cubes to build this shape.

Show your shape to your teacher.



(Total for Question 12 is 1 mark)

TOTAL FOR PAPER IS 12 MARKS



DO NOT WRITE IN THIS AREA

DO NOT WRITE IN THIS AREA

DO NOT WRITE IN THIS AREA

BLANK PAGE



DO NOT WRITE IN THIS AREA

DO NOT WRITE IN THIS AREA

DO NOT WRITE IN THIS AREA

BLANK PAGE



DO NOT WRITE IN THIS AREA

DO NOT WRITE IN THIS AREA

DO NOT WRITE IN THIS AREA

BLANK PAGE

